

# Light Measurement Report

Print date: 12/05/2021

Measurement date and time: 09/07/2015 16.26.46 – Measurement no. n/a

Measurement tracking No. and Link: [n/a](#)

Operator:



## Laboratory and Equipment

Laboratory Owner and Location

Goniospectrometer System and Type

Sensor Name, Calibr. Date and Serial No.

Spectrometer Manufacturer and Model

Viso Systems, Copenhagen V, Denmark

– Type C, horizontal

– 01/01/0001 – n/a

n/a, n/a – n/a

## Measurement Conditions

Number of C-planes and Resolution

$\gamma$  (gamma)-Resolution

Test Distance

Input Power, Power and Displ. Factors

Input RMS Voltage and Current

Frequency of Input Power

Warm-up Time and Variation

72 planes – 5°

3,75°

2,41 m

27,0 W – PF 0,98 – DPF 0,98

230 V – 0,120 A

50 Hz

29 min 3 sec – 2,0%

## Tested Light Source

Product Name

Item No. and Manufacturer

Product Description (line 1)

Demo 9 - STREET

–

## Main Light Measurement Results

Output – Total Lumen (Up% / Down%)

Efficiency

Peak Intensity and Beam Angle

Correlated Color Temperature, Target/Measured

Color Rendering Index

Color Rendering TM30-18

Color Shift, CIE duv and MacAdam Steps

Flicker

3219 lm – 0,14% / 99,86%

119 lm/W

3074 cd – 66°

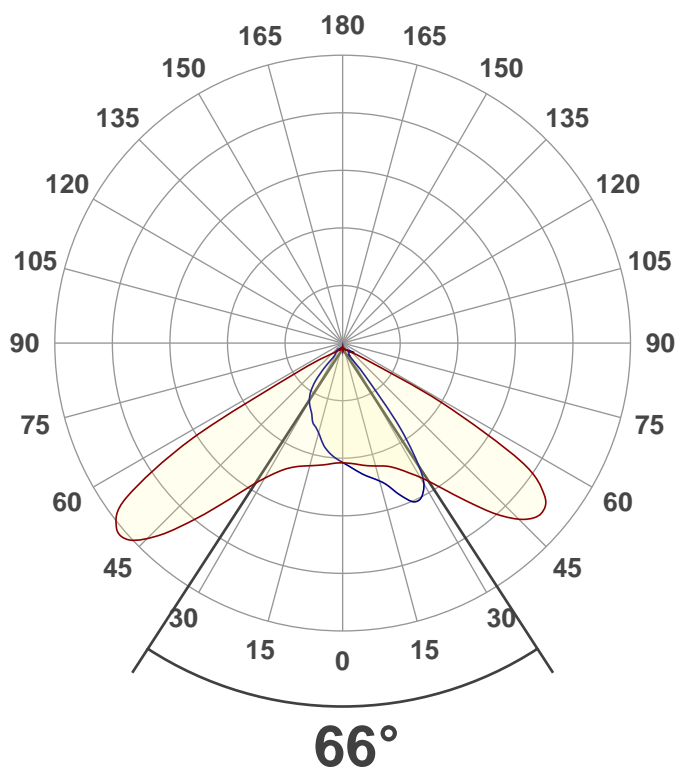
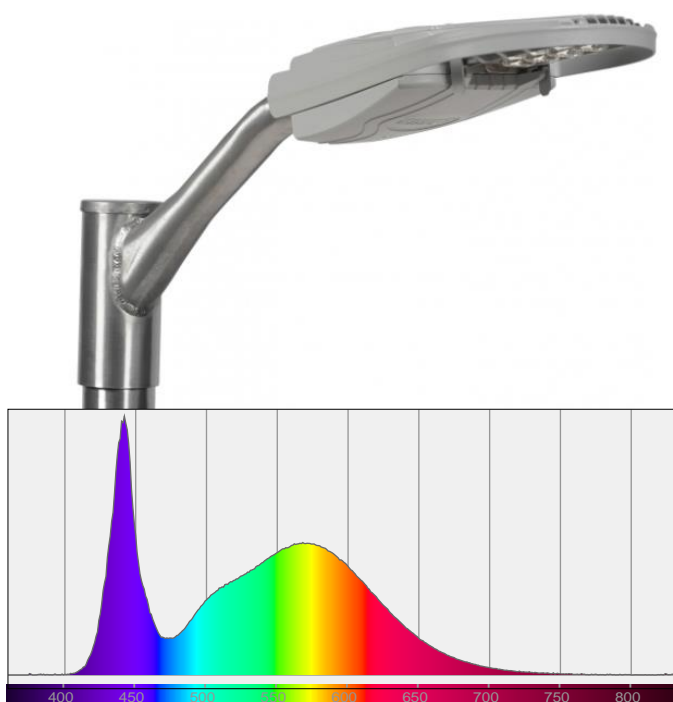
CCT = 5831 K / 5831 K

CRI 72,5

R<sub>f</sub> 73,6 – R<sub>g</sub> 95,4

Duv 0,0021 – SDCM n/a

SVM 3,09 – PstLM n/a



# Light Measurement Report

Print date: 12/05/2021

Measurement date and time: 09/07/2015 16.26.46 – Measurement no. n/a

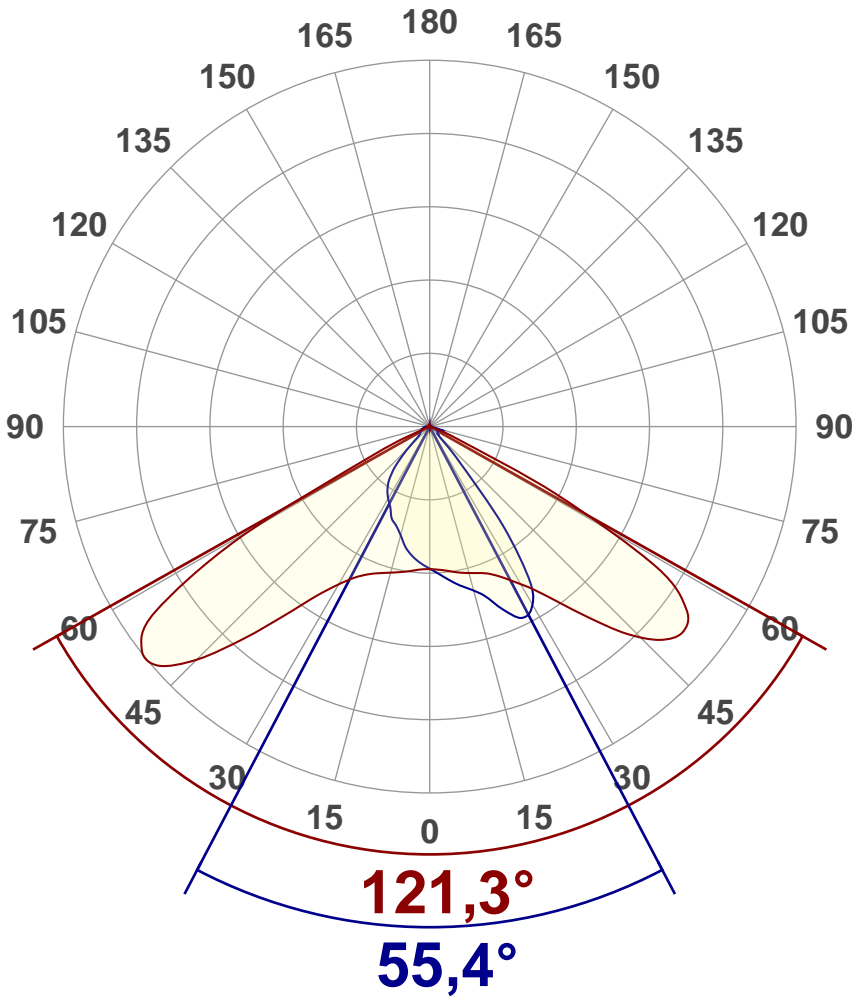
Measurement tracking No. and Link: [n/a](#)

Operator:



## Luminous Intensity diagram

Unit: 0-100% of peak intensity



## Main Values

Output (total Lumen)	3219 lm
Lumen Up% / Down%	0,14% / 99,86%
Peak Intensity	3074 cd
Beam Angle (50%)	66°
Beam Angle (90%)	55,4°
Beam Angle (10%)	124,2°

## According to regulation (EU) 2019/2015

Directionality	Directional
Useful Lumen	1866 lm
Energy Class	G
$\eta_{TM}$ - Efficacy	81,4 lm/W

## Cut-off Angle

Average 2,5%	142,5°
--------------	--------

## Field Angle

Average 10%	112,3°
-------------	--------

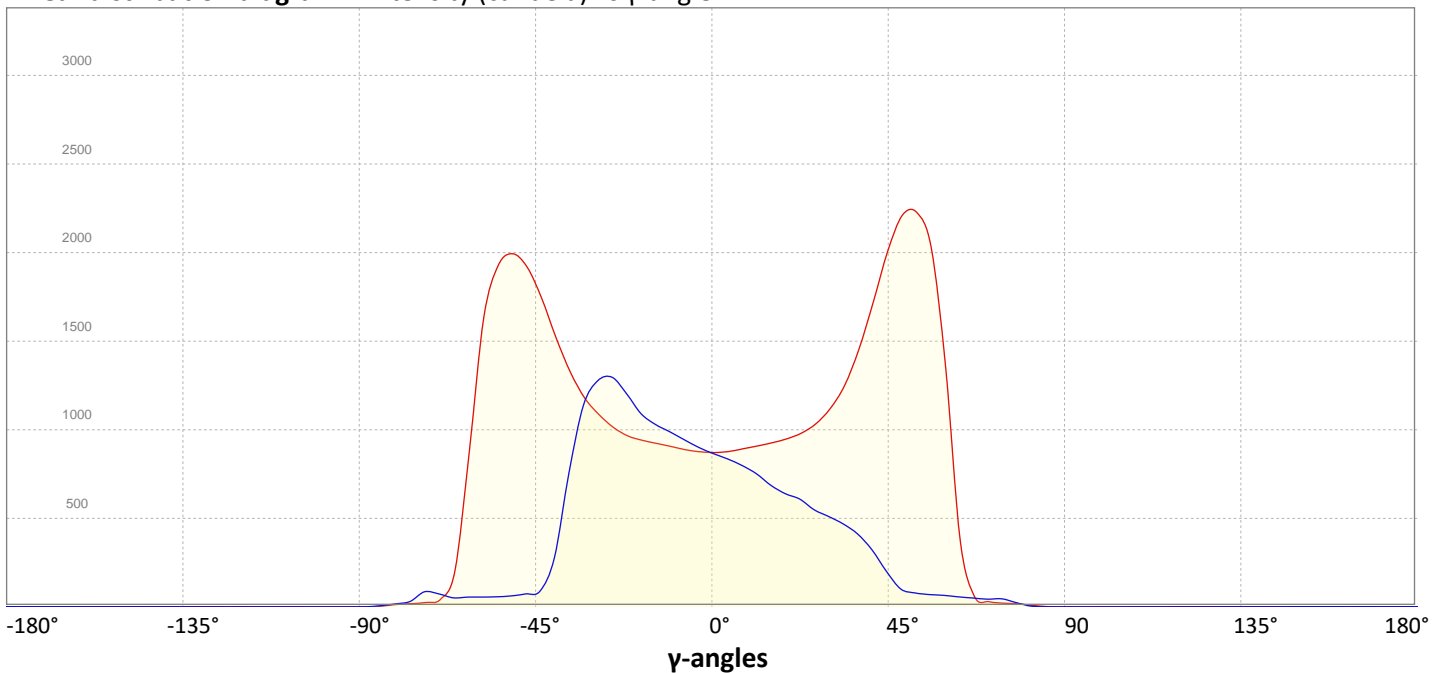
## Intensity Ratio

In 120° cone	91,6%
In 90° cone	58,0%

C000-C180

C090-C270

## Linear distribution diagram - Intensity (candela) vs $\gamma$ -angle



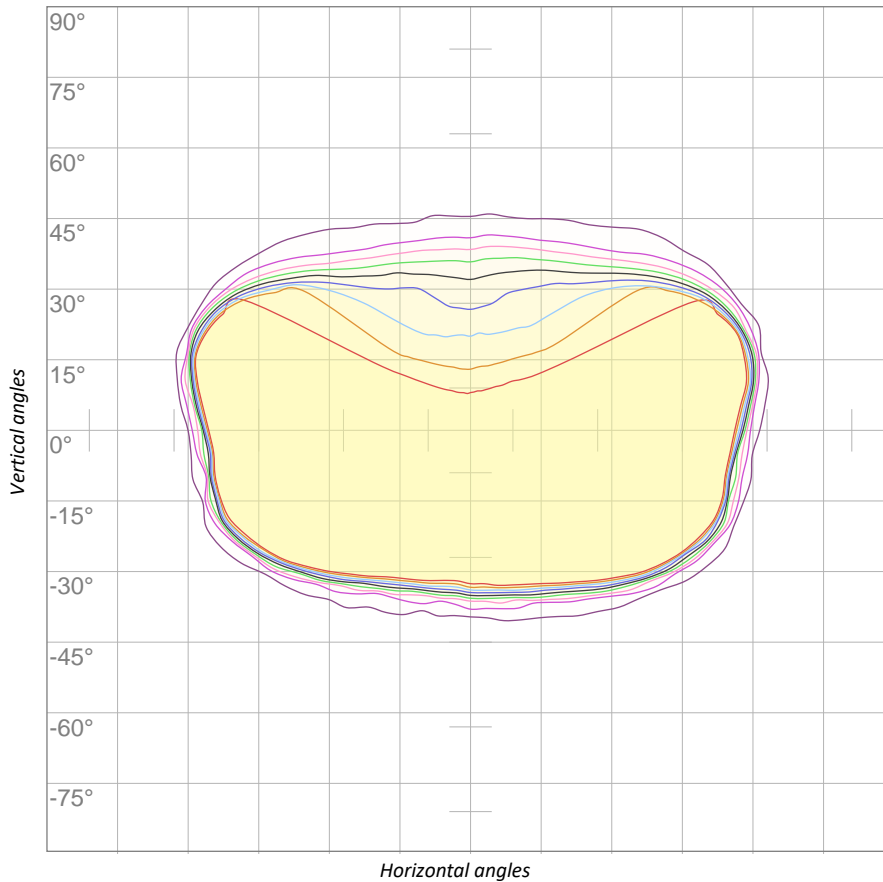
# Light Measurement Report

Print date: 12/05/2021

Measurement date and time: 09/07/2015 16.26.46 – Measurement no. n/a

Measurement tracking No. and Link: [n/a](#)

Operator:



## Iso-candela diagram

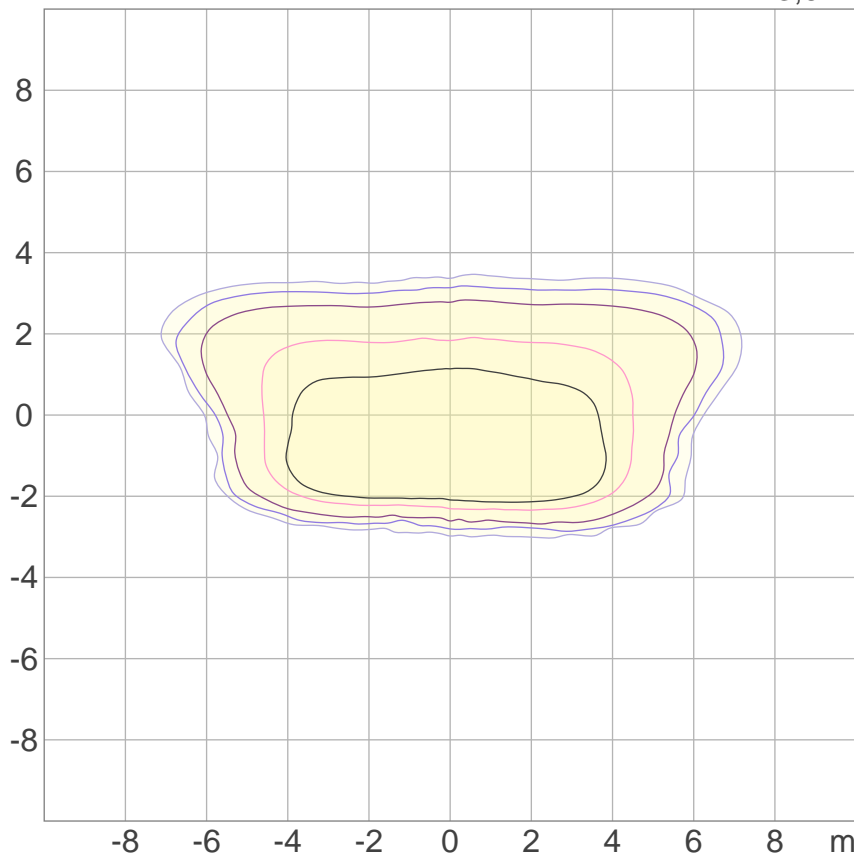
10%	87 cd
20%	174 cd
30%	261 cd
40%	349 cd
50%	436 cd
60%	523 cd
70%	610 cd
80%	697 cd
90%	784 cd

### Conditions:

Number of c-planes: 72

Intensity at center: 872 cd

MH: 3,0 m



## Iso-lux diagram

Lux distribution on a surface when lamp is mounted at 3,0 m from the surface.

3%	0,261 lx
5%	0,436 lx
10%	0,872 lx
30%	2,61 lx
50%	4,36 lx

### Conditions:

Number of c-planes: 72

Lux at center: 8,72 lx

# Light Measurement Report

Print date: 12/05/2021

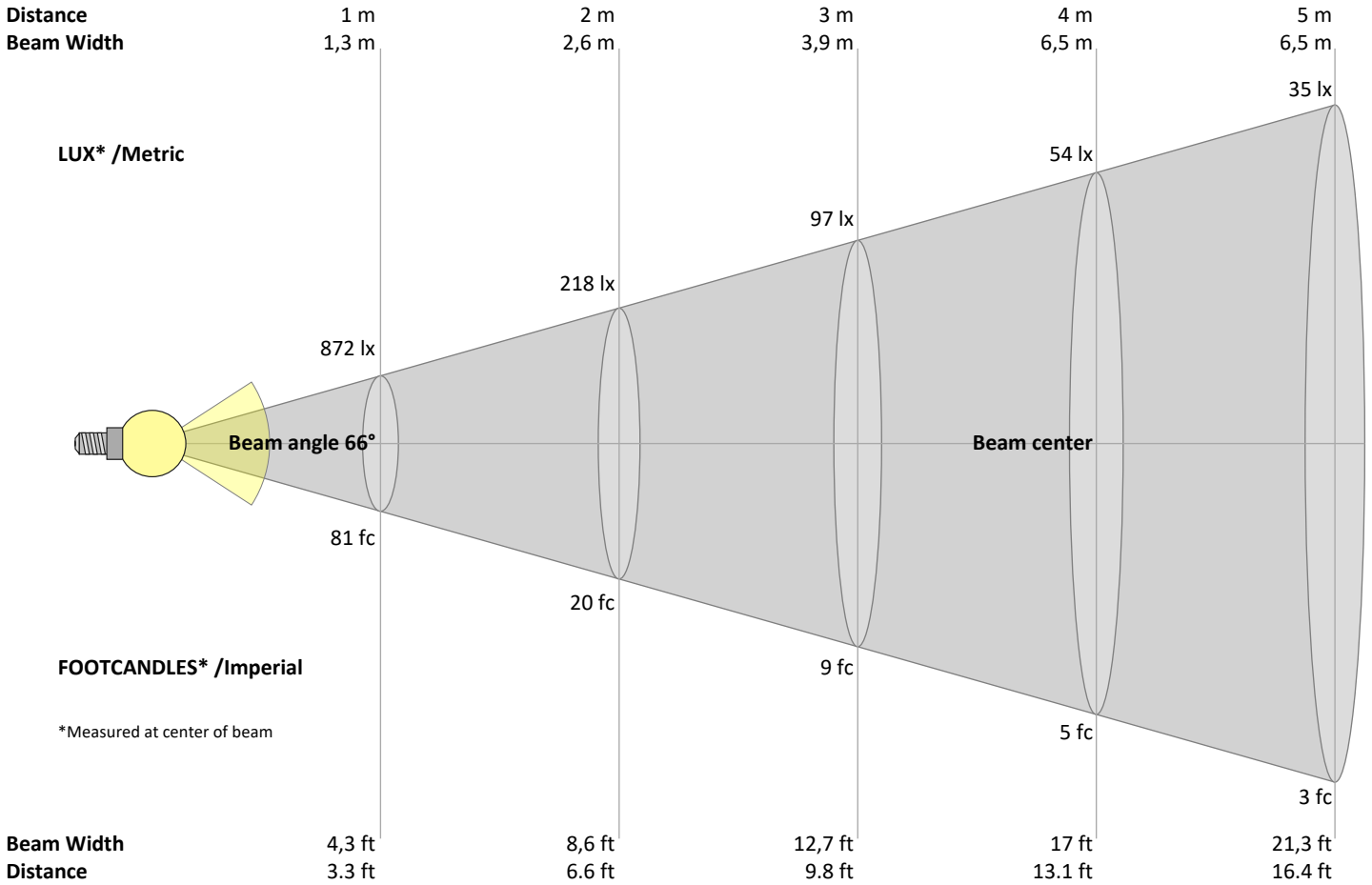
Measurement date and time: 09/07/2015 16.26.46 – Measurement no. n/a

Measurement tracking No. and Link: [n/a](#)

Operator:



## Beam Details



### Beam intensities from 1 – 20 m

1	2	3	4	5	6	7	8	9	10	11	12	13	14	15	16	17	18	19	20	m
3,3	6,6	9,8	13,1	16,4	19,7	23	26,2	29,5	32,8	36,1	39,4	42,7	45,9	49,2	52,5	55,8	59,1	62,3	65,6	ft
872	218	97	54	35	24	18	14	11	9	7	6	5	4	4	3	3	3	2	2	lux
81	20,2	9	5,1	3,2	2,2	1,7	1,3	1	0,8	0,7	0,6	0,5	0,4	0,4	0,3	0,3	0,2	0,2	0,2	fc

### Intensities in 0° c-plane

0°	5°	10°	15°	20°	25°	30°	35°	40°	45°	50°	55°	60°	65°	70°	75°	80°	85°	90°	95°	γ
872	882	904	927	955	1011	1116	1280	1533	1816	1976	1890	1267	309	39	22	15	4	1	0	cd
100%	101%	104%	106%	110%	116%	128%	147%	176%	208%	227%	217%	145%	36%	5%	2%	2%	0%	0%	0%	of 0°val

### Intensities in 90° c-plane

0°	5°	10°	15°	20°	25°	30°	35°	40°	45°	50°	55°	60°	65°	70°	75°	80°	85°	90°	95°	γ
872	920	979	1040	1149	1285	1243	909	302	85	66	57	56	52	75	61	20	6	1	0	cd
100%	106%	112%	119%	132%	147%	143%	104%	35%	10%	8%	7%	6%	6%	9%	7%	2%	1%	0%	0%	of 0°val

### Intensities in 180° c-plane

0°	5°	10°	15°	20°	25°	30°	35°	40°	45°	50°	55°	60°	65°	70°	75°	80°	85°	90°	95°	γ
872	880	901	925	956	1012	1115	1313	1634	2015	2217	2080	1261	235	35	21	13	3	0	0	cd
100%	101%	103%	106%	110%	116%	128%	151%	187%	231%	254%	239%	145%	27%	4%	2%	2%	0%	0%	0%	of 0°val

### Intensities in 270° c-plane

0°	5°	10°	15°	20°	25°	30°	35°	40°	45°	50°	55°	60°	65°	70°	75°	80°	85°	90°	95°	γ
872	825	769	687	629	566	508	445	343	188	90	71	64	53	44	40	12	1	0	0	cd
100%	95%	88%	79%	72%	65%	58%	51%	39%	22%	10%	8%	7%	6%	5%	5%	1%	0%	0%	0%	of 0°val